

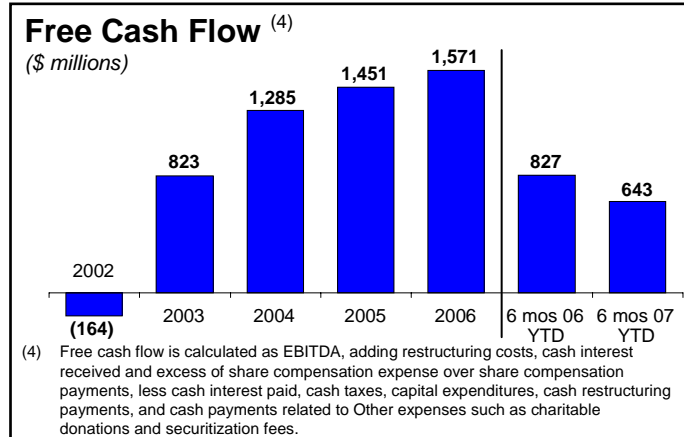
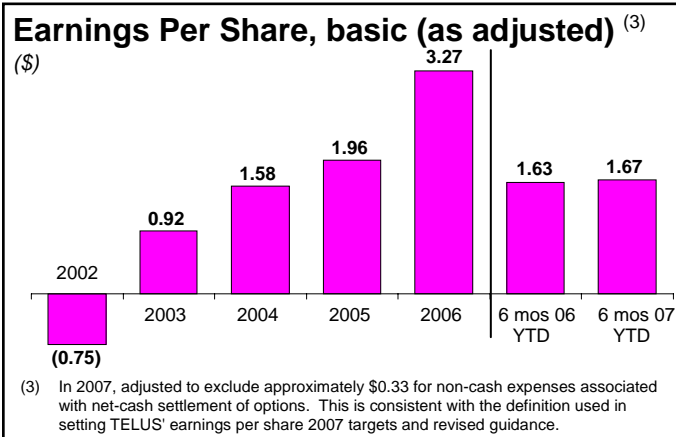
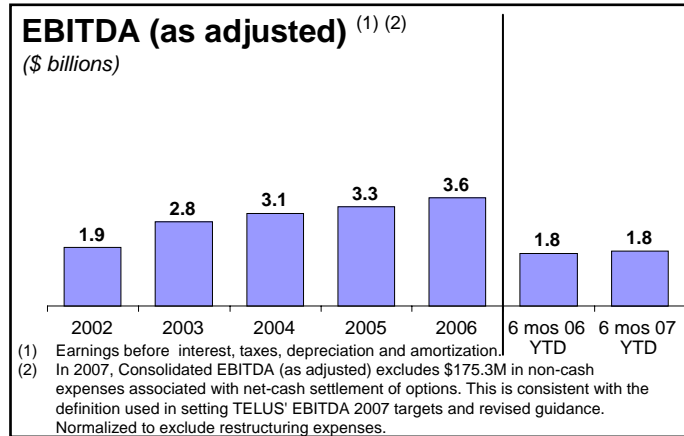
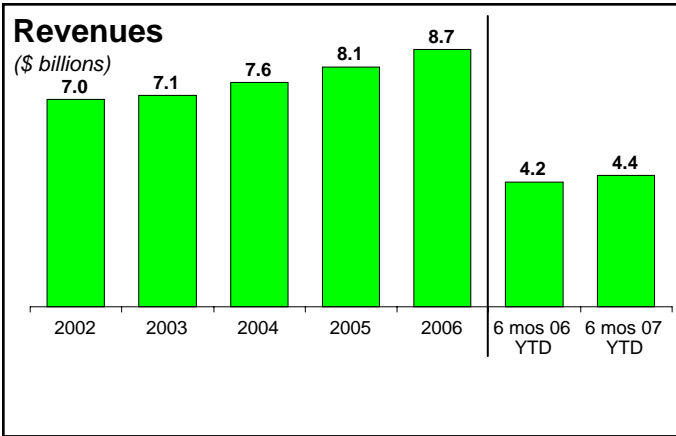
Introduction

TELUS (TSX: T, T.A; NYSE: TU) is a leading national telecommunications company in Canada, with \$8.9 billion of annual revenue and 10.9 million customer connections including 5.3 million wireless subscribers, 4.5 million wireline network access lines and 1.1 million Internet subscribers. TELUS provides a wide range of communications products and services including data, Internet protocol (IP), voice, entertainment and video. Committed to being Canada's premier corporate citizen, we give where we live. Since 2000, TELUS and our team members have contributed more than \$91 million to charitable and non-profit organizations, and volunteered more than 1.7 million hours of service to local communities. Eight TELUS Community Boards across Canada lead our local philanthropic initiatives. For more information about TELUS, please visit telus.com.

Strategic Intent

To unleash the power of the Internet to deliver the best solutions to Canadians at home, in the workplace and on the move.

Financial Overview



Stock Exchange Listing

Toronto Stock Exchange

- Common shares T
- Non-voting shares T.A

New York Stock Exchange

- Non-voting shares TU

Share Facts

Share information as of June 30, 2007

331.7 million outstanding shares

- 176.4 million Common shares
- 155.4 million Non-voting shares

\$21.0 billion market cap

Investor Relations Contacts

e-mail ir@telus.com
 toll free 1-800-667-4871
 fax (604) 899-9228
 Website www.telus.com



Major Lines of Business

(\$ millions)	June YTD		
	2007	2006	Change
TELUS wireline			
Revenue	\$ 2,386	\$ 2,389	-0.1%
EBITDA (as adjusted) ⁽¹⁾	\$ 908	\$ 923	-1.6%
High-Speed Internet Subscribers (000s)	963	831	15.9%
Total Internet Subscribers (000s)	1,135	1,048	8.3%
Network Access Lines (000s)	4,478	4,619	-3.1%
TELUS wireless			
Revenue	\$ 2,048	\$ 1,827	12.1%
EBITDA (as adjusted) ⁽¹⁾	\$ 916	\$ 837	9.5%
Wireless Subscribers (000s)	5,272	4,737	11.3%

(1) In 2007, EBITDA (as adjusted) excludes net-cash settlement of options expense.

2007 Consolidated Target Highlights

	<u>2007 targets</u>	<u>Latest guidance</u>	<u>Change from 2006</u>
Revenue (\$ billions)	\$9.175 to \$9.275	No Change	↑ 6 to 7%
EBITDA (as adjusted) (\$ billions)	\$3.725 to \$3.825 ⁽¹⁾	No Change	↑ 4 to 7%
Capex (\$ billions)	Approx. \$1.75	No Change	↑ 8%
EPS (as adjusted) (\$)	\$3.25 to \$3.45 ⁽¹⁾	No Change	↑ (1) to 6%

(1) Excluding non-cash charge for cash settlement feature for options

This fact sheet contains statements about expected future events and financial and operating results of TELUS Corporation (TELUS or the Company) that are forward-looking. By their nature, forward-looking statements require the Company to make assumptions and are subject to inherent risks and uncertainties. There is significant risk that the forward-looking statements will not prove to be accurate. Readers are cautioned not to place undue reliance on forward-looking statements as a number of factors could cause actual future results, conditions, actions or events to differ materially from financial and operating targets, expectations, estimates or intentions expressed in the forward-looking statement. Accordingly this fact sheet is subject to the disclaimer and qualified by the assumptions (including assumptions for 2007 targets), qualifications and risk factors referred to in the 2007 targets news release – December 14, 2006, and section 10 of TELUS' 2006 annual and 2007 first quarter Management discussion and analysis, as well as updates reported in Section 10 of 2007 second quarter Management discussion and analysis.

Executive Leadership Team

Darren Entwistle	President & CEO	Kevin Salvadori	Business Transformation & CIO
Robert McFarlane	Chief Financial Officer	Judy Shuttleworth	Human Resources
Joseph Grech	Network Planning & Operations	Eros Spadotto	Technology Strategy
Joseph Natale	Business Solutions	John Watson	Consumer Solutions
Karen Radford	Partner Solutions & TELUS Quebec	Janet Yale	Corporate Affairs

2007/08 Key Dates - expected

	<u>Q3 2007</u>	<u>Q4 2007</u>
Earnings Release	November 2	February 15, 2008
Dividend Payment	October 1	January 1, 2008
Dividend Record	September 10	December 11
Ex-Dividend	September 6	December 7

Dividend

TELUS declared a quarterly dividend of 37.5 cents per share on outstanding Common and Non-Voting Shares payable October 1, 2007. This represents a 36% increase from the twenty-seven and a half cent quarterly dividend paid in 2006.

Analyst Coverage

<i>BMO Nesbitt Burns</i>	Peter Rhamey	(416) 359-6191	<i>Haywood Securities</i>	Robert Goff	(416) 507-2740
<i>Canaccord Capital</i>	David Lambert	(416) 869-6592	<i>Merrill Lynch</i>	Glen Campbell	(416) 369-7651
<i>Citigroup World Markets</i>	Michael Rollins	(212) 816-1116	<i>Morgan Stanley</i>	Vance Edelson	(212) 761-0078
<i>Conscious Capital</i>	Kona Shio	(514) 448-2223	<i>National Bank Financial</i>	Greg MacDonald	(416) 869-6775
<i>Credit Suisse First Boston</i>	Randal Rudniski	(416) 352-4588	<i>RBC Capital Markets</i>	Jonathan Allen	(416) 842-3806
<i>Desjardins Securities</i>	Joseph MacKay	(416) 861-1317	<i>Scotia Capital Markets</i>	John Henderson	(416) 863-7780
<i>Edward Jones</i>	Rick Franklin	(314) 515-6618	<i>TD Newcrest</i>	Vince Valentini	(416) 944-7012
<i>Genuity Capital Markets</i>	Dvai Ghose	(416) 687-5307	<i>Thomas Weisel</i>	James Breen	(617) 488-4107
<i>GMP Securities</i>	Peter MacDonald	(416) 943-6658	<i>UBS Securities</i>	Jeffrey Fan	(416) 814-3691
<i>Goldman Sachs</i>	Jason Armstrong	(212) 902-8156			

